



## Control4® Tuneln Quick Setup

### Access and play music from millions of choices worldwide

The Tuneln service and Control4® let you listen to music, talk radio, news, sports, and more from over 70 thousand radio stations and millions of podcasts worldwide over the Internet. Use your MyHome app on your iPad®, iPhone®, Android, or PC/Mac with the Tuneln app, or use the Tuneln icon on your 7" Touch Screens or TV screen to listen to your favorite Tuneln stations or shows. Tuneln is already included with your Control4 system if you upgrade to OS 2.4.0 or later.

You may already have Internet radio stations set up in your Control4 system.

If you do, you can continue to enjoy these stations and use the Tuneln service, too.



### What you need

Tuneln lets you set favorites on your mobile devices and touch screens to stay informed about local or worldwide news events. Rock out to popular music stations, listen to old-time radio shows, or engage yourself in talk radio without having your dealer to come to your house to help set it up. To get started, you'll need:

- Control4 HC-250, HC-800, or HC-1000 as the primary controller in your system.
- A Tuneln account created on [tunein.com](http://tunein.com) (recommended but not required).

If you have a TuneIn account and you've joined your Control4 system, your favorites will be synchronized between your Control4 system and your TuneIn account.

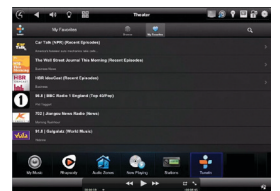
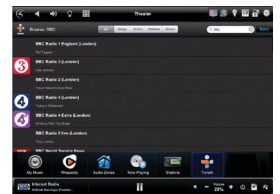
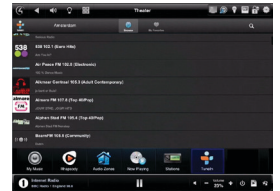
- 7" In-Wall Touch Screen with Camera; 7" Portable Touch Screen with Camera; MyHome app for iPhone, iPad, Android, or PC/Mac tablets. See *MyHome App Quick Setup* to set up your MyHome devices.
- OS 2.4 or later.

### What you can listen to

- Select **Listen > TuneIn** on your Navigators to use the Browse, My Favorites, or Search buttons.
- **Browse** to any TuneIn-supported location, language, stations, or shows worldwide. This level of support offers you stations from around the world with over 100 languages.

**NOTE:** If a "restricted by broadcaster" message appears on your screen, the station is not allowed to stream to your location.

- **Search** for radio stations, artists, songs, podcasts, live shows, and more. For example, if you search for a particular artist or song, TuneIn will list which stations are playing that song, worldwide.
- **Play** different music or podcasts in each room, or play the same station in all rooms (zones). Check with your dealer for details.
- **'Now Playing'** displays the station you're listening to with art plus a history of up to 25 stations you've already listened to. From here, you can add or remove your favorites.
- **Add stations to My Favorites** by clicking the **Add to Favorites** button. Your favorites are available from all Navigators in the Control4 system.



### To connect your TuneIn Favorites to your Control4 system (optional):

If you have a Control4 system and a controller with OS 2.4 installed, the TuneIn app is included, and you can start using TuneIn right away! If you have a TuneIn account or set up a new TuneIn account, you can access your favorite stations...no matter where you are.

- If you already have a TuneIn account, and you've set up Favorites at tunein.com, follow the steps below.
  - If you *don't* have a TuneIn account, create an account for yourself at [tunein.com](http://tunein.com) and continue with these steps.
- 1** On your interface, select **Listen > TuneIn > Browse > Registration Code**. This action gives you the registration code for your system.
  - 2** Log in to your **TuneIn** account.
  - 3** To connect your TuneIn account to your Control4 system, select **My Info > Devices > Add Devices > Add Reg. Code**, and use the code from Step 1. Select **Done** when you're finished.
  - 4** Test TuneIn on your system (assuming Favorites are set up in TuneIn).  
On a touch screen, go to and select **My Favorites**. Your favorite stations appear.  
On a smartphone or PC/tablet, select **Listen > TuneIn > My Favorites**.

For more information, see *Using TuneIn* or contact your Control4 dealer.