

# GOLD LCR

CENTER, IN-ROOM, IN-WALL



## GOLD LCR

CENTER, IN-ROOM, IN-WALL

Triad's Gold LCR loudspeaker combines cutting-edge engineering and technology to produce peak theater-reference levels of 105 dB. Premium 8" drivers ensure maximum impact at high volume in both conventional and Atmos sound systems, bringing an enhanced cinema atmosphere to larger home theaters and media rooms.

Designed to be paired with a variety of add-on surround sound electronics, the Gold LCR employs a three-way design for all spaces with uncompromising high-fidelity audio.

In an industry of generic, mass-produced products, Triad combines craftsmanship and customization in every order. Handcrafted in the US using the finest materials and components, Triad's fully engineered, sealed, and internally braced MDF enclosures deliver intricate acoustics and effortless playback, actualizing the artist's intent. Complete the full surround sound experience by pairing with Triad surrounds, satellites and subs.

Transform your theater into a majestic cinema stage; the Gold LCR will deliver pristine and powerful acoustics, exceeding your audio expectations.

## FEATURES

- Fully engineered, premium MDF enclosure
- Acoustic suspension
- Three-way design
- Acoustiperf metal grill
- 5 1/2" midrange
- Two 8 1/2" woofers for full bass

## CENTER, IN-ROOM

- Real wood veneer or custom finishes (standard finish is black paint)

## IN-WALL

- Perfect for installations where only 6" of wall depth is available
- Custom paint finishes available (standard finish is white paint)

# GOLD LCR CENTER, IN-ROOM, IN-WALL

## SPECIFICATIONS

	<u>MATERIALS</u>	<u>CENTER</u>	<u>IN-ROOM</u>	<u>IN-WALL/6</u>
	Tweeter size	(1) 1" (25 mm)	(1) 1" (25 mm)	(1) 1" (25 mm)
	Tweeter type	Fabric dome	Fabric dome	Fabric dome
	Mid-range size	(1) 5 1/2" (14 cm)	(1) 5 1/2" (14 cm)	(1) 5 1/2" (14 cm)
	Mid-range type	Paper/fiber blend	Paper/fiber blend	Paper/fiber blend
	Woofer size	(2) 8 1/2" (20 cm)	(2) 8 1/2" (20 cm)	(2) 8 1/2" (20 cm)
	Woofer type	Metal	Metal	Metal
	<u>PERFORMANCE</u>	<u>CENTER</u>	<u>IN-ROOM</u>	<u>IN-WALL/6</u>
	Recommended amplifier power	100 - 450W	100 - 450W	100 - 450W
	Impedance	4 ohm	4 ohm	4 ohm
	Sensitivity (dB @ 2.83V, 1 m)	92 dB	92 dB	92 dB
	Peak output (measured, 1 m)	119 dB	119 dB	119 dB
	Frequency response (+/- 3 dB)	50 Hz - 20 kHz	50 Hz - 20 kHz	50 Hz - 20 kHz
	<u>DIMENSIONS</u>	<u>CENTER</u>	<u>IN-ROOM</u>	<u>IN-WALL/6</u>
	Cabinet specifications (L x W x D)	10 3/4 x 29 x 11 7/16" (27.3 x 73.7 x 29.1 cm)	29 x 10 3/4 x 11 3/8" (73.7 x 27.3 x 28.9 cm)	40 x 13 1/2 x 5 15/16" (101.6 x 34.3 x 15 cm)
	Hole cutout (L x W)	-	-	40 1/8 x 13 5/8" (101.9 x 34.6 cm)
	Frameless grill dimensions (L x W)	-	-	14 15/16 x 41 7/16" (38 cm x 105.3)
	NCB size	-	-	T
	Product weight (each)	55 lb (24.9 kg)	55 lb (24.9 kg)	45 lb (20.4 kg)
	Shipping weight (each)	68 lb (30.8 kg)	68 lb (30.8 kg)	50 lb (22.7 kg)
	<u>PRODUCT NUMBERS</u>	<u>CENTER</u>	<u>IN-ROOM</u>	<u>IN-WALL/6</u>
	Painted finish	<a href="#">26007-4000-4</a>	<a href="#">26006-4000-5</a>	<a href="#">46506-1000-4</a>
	Veneer finish	<a href="#">26007-6000-4</a>	<a href="#">26006-6000-5</a>	
	Custom	-	-	<a href="#">46506-1000-4-C</a>

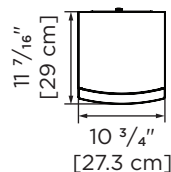
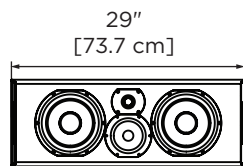
## DIMENSIONS

Product page

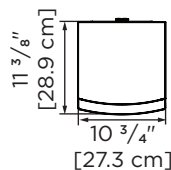
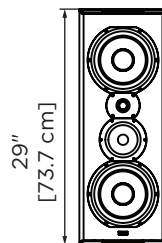


triadspkrs.co/  
gldlcr

CENTER



IN-ROOM



IN-WALL/6

