

# Control4® T4 Series Touchscreens



- 8" T4 In-Wall Touchscreen (C4-T4IW8-xx)
- 10" T4 In-Wall Touchscreen (C4-T4IW10-xx)
- 8" T4 Tabletop Touchscreen (C4-T4T8-xx)
- 10" T4 Tabletop Touchscreen (C4-T4T10-xx)

Give your customers the ultimate smart home experience with the Control4 T4 Touchscreen. As a direct replacement for the T3 Touchscreen, T4 delivers a high-resolution screen, dual microphones, and more powerful speakers than the T3. With its elevated features, T4 is the perfect companion for the new Control4 Chime Video Doorbell, OS 3, and Intercom Anywhere.

- 8" and 10" models
- Available in black and white finishes
- Screen resolution: 1920 × 1200
- Dual microphones and larger speakers
- An elevated experience for Chime, OS 3, and Intercom Anywhere

## In-Wall

- PoE or Wi-Fi (2.4 GHz + 5 GHz)
- Tool-less installation and removal
- High-strength magnets and tamper-resistant screw
- Compatible with T3 backbox

## Tabletop

- Wi-Fi (2.4 GHz + 5 GHz)
- High-strength magnets dock touchscreen to base

## Control4® T4 Series Touchscreens

### Improved features

T4 is the most powerful touchscreen we've ever built, with 2× the resolution of the T3, dual microphones, more powerful speakers, and a faster processor. Plus, T4 can be installed in the same backbox as a T3, making installing a T4 on every job an easy way to upgrade your client's smart home experience.

### The ideal smart home interface

T4's upgraded features allow for clear communication and seamless control of the entire smart home experience, from lighting and music to shades, thermostats, and more. Unlike a smartphone or tablet, T4 is always connected, so it's easy for customers to get a complete picture of their property at a glance through the OS 3 dashboard.

### Quick and easy installs

Tool-less installs (no ribbon cable required) make touchscreen installation and removal fast, and mounting is easy and secure thanks to powerful magnets and a tamper-resistant screw. Plus, T4 is available in portable and in-wall models and uses the same backbox as all Control4 touchscreens built since 2010 for a quick retrofit solution.

### T4 Touchscreen + Chime: A perfect pair

When paired with T4's superior audio and video quality, Chime brings complete peace of mind to security-conscious customers. The T4's faster processor shows customers who's at their door in an instant, and constant connectivity with Intercom Anywhere makes it easy to communicate with visitors on the porch or others inside the home.

### Built-in commercial features

Simplify complex multimedia systems in bars, restaurants, boardrooms, and other commercial environments with Control4. With the power of OS 3, you can use the Access Agent to lock out or password protect certain features of the T4 Touchscreen to ensure business environments are controlled by authorized users only.

### Planning the in-wall touchscreen installation

- Required: In-Wall Touchscreen Wall Box
  - For retrofit: C4-RWB57C-P (plastic) or C4-RWB57C-M (metal)
  - For new construction: C4-NWB57C-P (plastic) or C4-NWB57C-M (metal)
- For Wi-Fi connection: Make sure each touchscreen location has a strong Wi-Fi signal and that it's on the same network as your controller.
- Communication agent is required for intercom use.
- Refer to the planning template on the last page of this data sheet.

### Planning the tabletop touchscreen installation

- Make sure each touchscreen location has a strong Wi-Fi signal and that it's on the same network as your controller.
- Communication agent is required for intercom use.

### For more product information

Visit [ctrl4.co/t4](http://ctrl4.co/t4)




# Control4® T4 Series Touchscreens

## Specifications


Model		T4 Series Touchscreens
Model numbers	8" T4 In-Wall Touchscreen (C4-T4IW8-xx)	
	10" T4 In-Wall Touchscreen (C4-T4IW10-xx)	
	8" T4 Tabletop Touchscreen (C4-T4T8-xx) (one base included)	
	10" T4 Tabletop Touchscreen (C4-T4T10-xx) (one base included)	
Accessories		
C4-T4PMNT	T4 Touchscreen Tabletop Permanent Mount Kit	
C4-T4TBS8	T4 Touchscreen Tabletop 8" Base	
C4-T4TBS10	T4 Touchscreen Tabletop 10" Base	
Features		
Screen		Resolution: 1920 × 1200 Capacitive touch Camera: 720p
Wireless network		802.11b/g/n 2.4 GHz 802.11a/n/ac 5 GHz Security: WEP, WPA/WPA2 PSK, 802.1x EAP, PEAP  Notes: (1) While technically the touchscreen can use 802.11b, 802.11b is not supported. (2) 802.11n is recommended for best performance. Even with 802.11n, broadcasting to several devices will degrade Video Intercom response time and images. Broadcasting to additional devices will further degrade performance. See "Wireless Network Limitations."
Power supply		100-240V AC, 50/60 Hz Tabletop models: International power supply adapters included Tabletop charging station connections: 5V DC power In-wall: PoE (IEEE 802.3af) 13 W peak
Mechanical		
Dimensions (W × H × D)	Tabletop:	<ul style="list-style-type: none"><li>8" Touchscreen: 178 × 130 × 19 mm (7.0 × 5.1 × 0.75")</li><li>8" Charging station: 106 × 79 × 56 mm (4.17 × 3.11 × 2.21")</li><li>10" Touchscreen: 245 × 172 × 23 mm (9.65 × 6.77 × 0.91")</li><li>10" Charging station: 115 × 102 × 66 mm (4.53 × 4.02 × 2.60")</li></ul>
	In-wall:	<ul style="list-style-type: none"><li>8" model: 175 × 127 × 13 mm (6.9 × 5.0 × 0.53")</li><li>10" model: 239 × 165 × 13 mm (9.4 × 6.5 × 0.53")</li><li>Wall box: 68 × 104 × 61 mm (2.7 × 4.1 × 2.4")</li><li>Power box: 71 × 114 × 46 mm (2.8 × 4.5 × 1.8")</li></ul>
Weight	Tabletop:	<ul style="list-style-type: none"><li>8" Touchscreen: 1.05 lb (0.47 kg)</li><li>8" Charging base: 1.4 lb (0.64 kg)</li><li>10" Touchscreen: 1.35 lb (0.60 kg)</li><li>10" Charging base: 1.05 lb (0.46 kg)</li></ul>
	In-wall (with mid-box):	<ul style="list-style-type: none"><li>8" model: 0.41 kg (0.9 lb)</li><li>10" model: 0.68 kg (1.5 lb)</li></ul>
Environmental		
Operating temperature		0 to 40 °C (32 to 104 °F)
Storage temperature		-20 to 70 °C (-4 to 158 °F)

LATEST VERSION OF THIS DOCUMENT




[ctrl4.co/t4-ds](http://ctrl4.co/t4-ds)

TABLETOP INSTALLATION GUIDE



[ctrl4.co/t4-tabletop-ig](http://ctrl4.co/t4-tabletop-ig)

IN-WALL INSTALLATION GUIDE



[ctrl4.co/t4-inwall-ig](http://ctrl4.co/t4-inwall-ig)

# T4 In-Wall Touchscreen Planning Template

**Important:** Print settings must be set to print full size, with no scaling

