

PAKEDGE WX-1-C

802.11AC 3X3 WIRELESS AP WITH BAKPAK LITE, PLENUM RATED, IN-CEILING

Description

The WX-1-C is a high-performance 802.11ac indoor access point designed for light commercial environments. The WX-1-C delivers 3x3 SU-MIMO omnidirectional antenna arrays and supports a maximum aggregate data rate up to 1,200 Mbps (300 Mbps for 2.4 GHz; 867 Mbps for 5 GHz).

The WX-1-C delivers a *Quick Setup* page for streamlining deployments and a suite of performance-enhancing features, including auto-channel selection, enhanced roaming technologies, and default transmit power settings to deliver consistent, reliable performance to every connected device.

The WX-1-C features internal, omnidirectional antennas optimized for light commercial environments—radiating horizontally more than vertically to deliver greater coverage across dense office environments. With the in-ceiling flush mount, the WX-1-C ensures a sleek, low-profile installation while meeting vast coverage and high-performance demands of a small business environment.

The WX-1-C supports built-in BakPak Lite Remote Management. From a simple reboot or configuration change to a full firmware upgrade, dealers can remotely manage their customers' networks on a mobile device or web browser—no additional hardware required.

Feature and benefit highlights

- High-performance 802.11ac dual-band access point
- Indoor AP for small business and light commercial environments
- Built-in BakPak Lite Remote Management
- 3x3 SU-MIMO internal omnidirectional antennas
- Data rate up to 1,750 Mbps (450 Mbps for 2.4 GHz; 1,300 Mbps for 5 GHz)
- Auto-channel and built-in site survey
- Multi-tiered roaming technologies for seamless client device handoffs
- Out-of-box optimized transmit power levels for proper WiFi band overlap
- 16 secure SSIDs (8 per band) + 2 guest SSIDs
- WPA and WPA2-PSK security encryption
- Compatible with NK-1 Wireless Controller
- Powered by 802.3at (PoE+) or standard AC
- Flush, in-ceiling mount for a low-profile installation

Check out the **What's New > Packedge Wireless** page for up-to-date information.



PAKEDGE WX-1-C ACCESS POINT

Features

Quick setup

Places all access point settings and configurations onto a single page, streamlining and simplifying the setup process.

Multi-channel architecture

Enterprise-level architectural design that relies on non-overlapping wireless channels to minimize co-channel interference, reduce channel congestion, and deliver maximum throughput to every connected device.

Auto-channel selection

Scans WiFi and non-WiFi channels in the local environment to select the best channel with the least amount of interference and congestion.

Best practice is to run auto-channel first, followed by setting the channel to Fixed. This will ensure the AP remains connected to the best channel long after install.

Enhanced roaming technology

Multi-tiered roaming capabilities to deliver seamless roaming of every client device without compromising performance.

- Industry standards—Supports IEEE 802.11k and 802.11r (often referred to as fast roaming), designed to assist client devices in making a faster roaming decision when transitioning between access points.
- Packedge roaming technology—With RSSI client reject, the AP assists sticky client devices in disconnecting from one AP and connecting to an AP with a stronger signal to ensure a continuous connection and uncompromised performance.

Optimized transmit power levels

Out-of-the-box transmit power settings optimized for proper overlap of the 2.4 GHz and 5 GHz wireless bands, balancing performance and coverage needs with seamless client device handoffs in a multi-AP system. By default, the transmit power levels are set to 13 dBm for 2.4 GHz and 18 dBm for 5 GHz.

VLAN support

Support of 6 pre-configured VLANs for AV traffic segmentation and prioritization, ensuring latency-sensitive traffic—such as streaming media and VoIP—is prioritized above less-sensitive traffic.

BakPak Lite Remote Management

BakPak Lite is supported on all Packedge access points. BakPak enables dealers to remotely manage, configure, and monitor their customers' networks—from anywhere. With BakPak built in, individual access points can be managed directly from a web browser or mobile app—no additional hardware required. Perform a simple reboot, modify SSID or security profile configurations, upgrade firmware, and receive health status alerts. Must be on firmware v1.31 or later to unlock BakPak. For up-to-date information on BakPak, check out **What's New > BakPak**.

MOST RECENT DATA SHEET




pkdge.co/wx1c-ds

QUICK START GUIDE



pkdge.co/wx1c-qsg

CEILING BRACKET INSTALL



pkdge.co/brwx1-qsg

USER GUIDE



pkdge.co/wx-ug

PAKEDGE WX-1-C ACCESS POINT

FEATURES AND SPECIFICATIONS

FEATURES

Radio settings	<ul style="list-style-type: none">• Operating frequencies: Dual-band (2.4 GHz and 5 GHz)• 3x3 SU-MIMO internal omnidirectional antennas• Data rate up to 1,200 Mbps (300 Mbps for 2.4 GHz; 867 Mbps for 5 GHz)• Operation modes: AP and WDS (AP, repeater, and bridge)• Channel width: 2.4 GHz: HT 20 & 40 MHz; 5 GHz: VHT 20, 40, 80 MHz• Auto-channel• DFS channels• Band steering
Management	<ul style="list-style-type: none">• Quick setup, intuitive web interface• BakPak Lite Remote Management• Local and cloud firmware and configuration management• VLAN support, management VLAN• SNMP• Diagnostics: Ping and traceroute• Remote reboot and reset
Wireless settings	<ul style="list-style-type: none">• 8 SSIDs per radio, 1 secure guest network per radio• WPA2-PSK security encryption• Hide SSID• Client isolation• Spanning Tree Protocol• AP detection (site survey)• Industry roaming standards 802.11r and 802.11k• RSSI threshold and client reject
Administration	<ul style="list-style-type: none">• LED enable/disable (global/individual AP)• System log and report
<u>Specifications</u>	
NK-1 compatible	Yes
Transmit power	29 dBm on 2.4 GHz, 29 dBm on 5 GHz
Input power	PoE+ 802.3at or 12V/2A with included power supply
Power draw (average/peak)	11.64W/18.72W
Receive sensitivity	-87 dBm
Encryption options	WPA-PSK, WPA2-PSK, WPA/WPA2 mixed using TKIP or AES, WPA-Enterprise, WPA2-Enterprise, WPA/WPA2

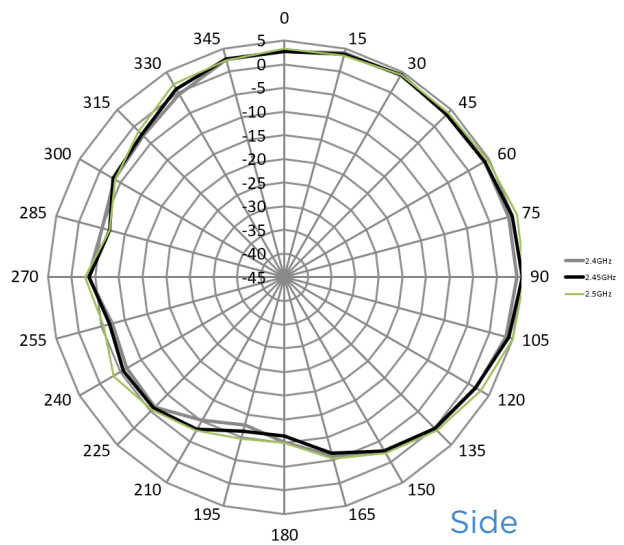
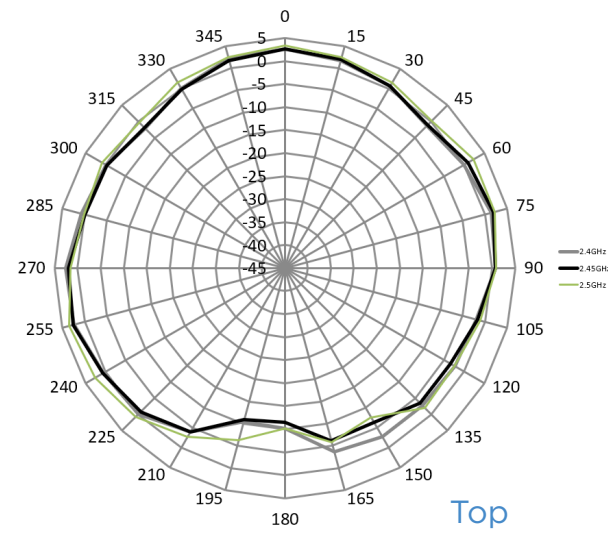
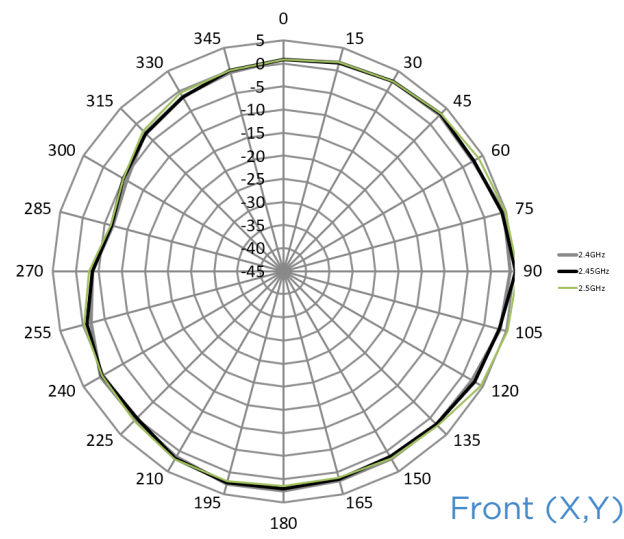
MECHANICAL

Mounting options	In-ceiling (ceiling bracket included)
LEDs	Power, Ethernet, 2.4 GHz, 5 GHz
Buttons	Reset
Ports	Power, LAN (PoE+)
Dimensions (L×W×H)	9.80 × 7.05 × 1.51 in. (24.89 × 17.91 × 3.8 cm) Base: 7.76 × 5.55 in. (19.7 × 14.1 cm)
Weight	4 lbs (1.81 kg)
Included accessories	Quick Start Guide, Ethernet cable, power supply, wall mount screws, T-bar clips
Color	White
<u>ENVIRONMENTAL</u>	
Operating temperature	32°F to 113°F (0°C to 45°C)
Storage temperature	-13°F to 140°F (-25°C to 60°C)
Humidity	10%-90% non-condensing

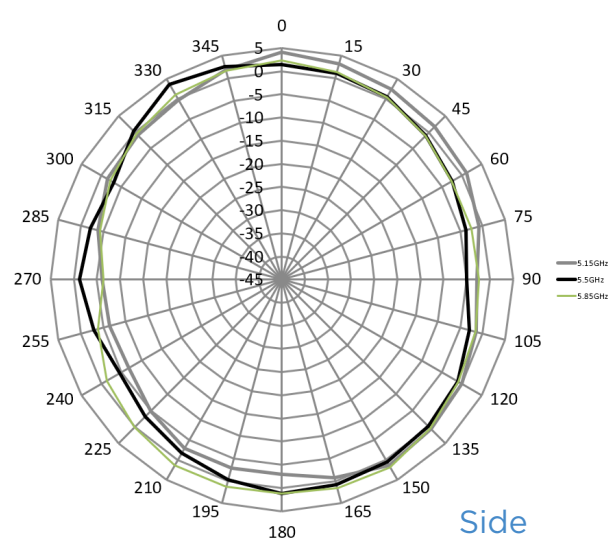
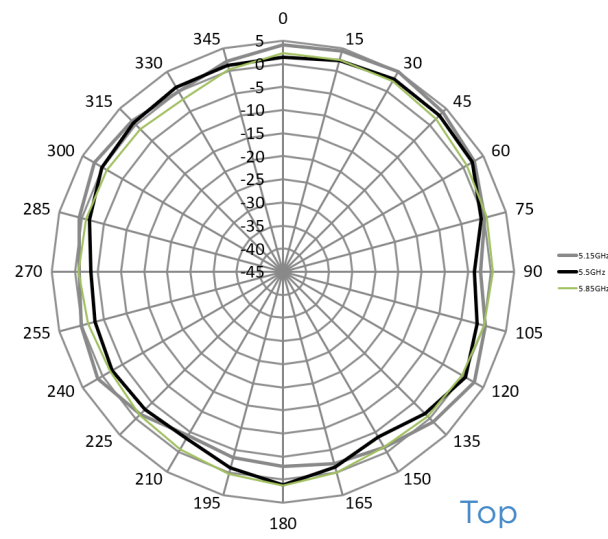
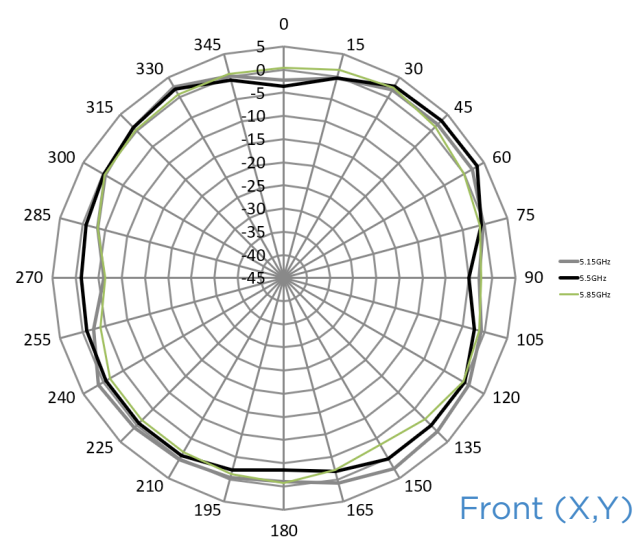


PAKEDGE WX-1-C ACCESS POINT

2.4 GHz RF performance

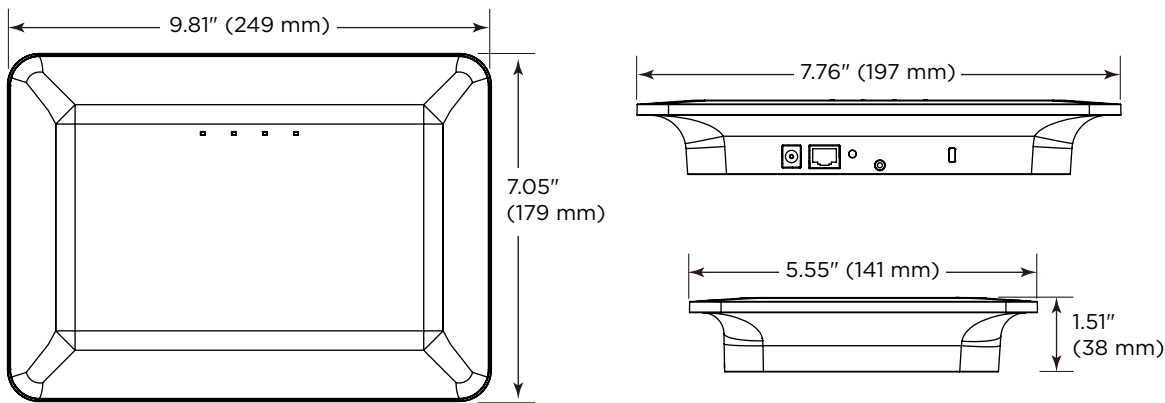


5 GHz RF performance



PAKEDGE WX-1-C ACCESS POINT

WX-1



WX-1-C bracket

Pre-construction bracket

