

PAKEDGE WA-2200-C

802.11AC 2x2 WAVE 2 ACCESS POINT, IN-CEILING

Description

The WA-2200-C is a next-generation Wave 2 access point, designed with a high-speed, quad-core chipset, built-in OvrC remote management, and more advanced wireless technology to meet the performance demands of today's connected home and business.

The WA-2200-C is best for small to large homes demanding the best possible performance for high-throughput and real-time, latency-sensitive applications. Next-generation wireless technology, including beamforming and Wave 2 MU-MIMO, ensure high-throughput connectivity for bandwidth intensive devices and real-time applications.

OvrC is our built-in, free remote management and monitoring platform designed exclusively for professional integrators. Through an easy-to-use web or mobile app, OvrC empowers you to set up, monitor, and troubleshoot connected devices remotely, helping to minimize truck rolls and deliver world-class support to your clients.

OvrC also enables fast wireless installs with cloud-enabled OvrC Wi-Fi Management. From a single view, you can add/edit networks, manage SSIDs and passwords, and configure channel, channel bandwidth, transmit power levels, and roaming features – all from the OvrC mobile or web app.

The smallest Pakedge access point to date, the WA-2200-C delivers a sleek, more aesthetically designed form factor that will delight your customers. A mounting template, on-ceiling bracket, and accessory kit are included in the box for easier installation. 802.3af PoE compliance eliminates extra wiring and reduces PoE power draw.

Feature and benefit highlights

- Next-generation 802.11ac Wave 2 access point
- High-speed chipset with quad-core CPU
- 2x2:2 MU-MIMO
- Beamforming technology
- 1,300 Mbps max data rate (400 Mbps for 2.4 GHz; 867 Mbps for 5 GHz)
- Auto-channel selection
- 802.11k/v/r roaming standards
- 8 secure SSIDs (4 per band) + 2 guest SSIDs (1 per band)
- WPA/WPA2-PSK security encryption
- OvrC Remote Management
- OvrC Wi-Fi Management for cloud setup and configuration
- Not compatible with NK1-CP1 Wireless Controller
- Powered by 802.3at PoE+ (power supply sold separately)
- Mounting template, on-ceiling bracket, and accessory kit included
- Small, sleek form factor with aesthetic design
- Flush-mount



Features

Next-generation chipset

The WA-2200-C features an all-new, high-speed chipset with a quad-core CPU that delivers accelerated processing power and faster speeds to client-dense smart homes. It also delivers an exceptional roaming experience with real-time VoIP and video streaming applications anywhere in the home.

Beamforming technology

Beamforming technology focuses the AP RF signal in the direction of devices demanding sustained throughput—eliminating latency and delivering optimal performance for high-speed devices and real-time applications (VoIP, 4K/HD video, real-time gaming, and more).

Wave 2 MU-MIMO technology

Next-generation Wave 2 802.11ac AP with MU-MIMO (multi-user, multi-input, multi-output) technology enables multiple, simultaneous connections to devices, dramatically improving wireless network performance.

OvrC remote management

OvrC remote management enables pros to manage, monitor, and troubleshoot their customers' networks remotely from anywhere in the world - all from the OvrC web or mobile app. OvrC sends alerts directly to the dealer so they can manage any issues before the customer even notices there's a problem. This unique feature lets dealers improve their customer service, streamline their business, and tackle more jobs.

OvrC Wi-Fi management


Save time and money setting up your next wireless install with OvrC Wi-Fi Management. From a single view, you can add/edit networks, manage SSIDs and passwords, and configure channel, channel bandwidth, transmit power levels, and roaming features - all from the OvrC mobile or web app. Push settings to select or all APs in a single click to shave minutes - if not hours - off setup time.

MOST RECENT DATA SHEET




pkdge.co/wa2200c-ds

QUICK START GUIDE



pkdge.co/wa-2200cqsg

USER GUIDE



pkdge.co/wa2200-ug

PAKEDGE WA-2200-C ACCESS POINT

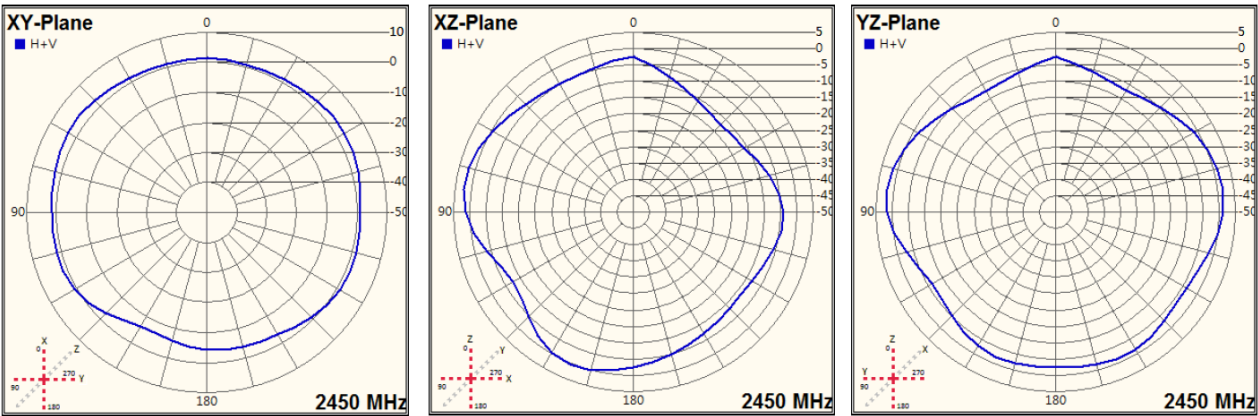
FEATURES AND SPECIFICATIONS

FEATURES		DESCRIPTION
Radio settings		<ul style="list-style-type: none">• Operating frequencies: Dual band (5 GHz and 2.4 GHz)• 2x2 Wave 2 MU-MIMO• Beamforming technology• Data rate up to 1,300 Mbps (867 Mbps for 5 GHz; 400 Mbps for 2.4 GHz)• Operation mode: AP• Channel width: 5 GHz: VHT 20, 40, 80 MHz; 2.4 GHz: HT 20 & 40 MHz• Auto-channel• Band steering
Management		<ul style="list-style-type: none">• Quick setup, intuitive web interface• OvrC Remote Management• OvrC Wi-Fi Management for cloud setup and configuration• VLAN support, management VLAN• SNMP• Diagnostics: Ping and traceroute• Remote reboot and reset
Wireless settings		<ul style="list-style-type: none">• 8 secure SSIDs (4 per band) + 2 guest SSIDs (1 per band)• WPA and WPA2-PSK security encryption• Hide SSID• Client isolation• Spanning Tree Protocol• RF scan• Industry roaming standards 802.11r, 802.11k, and 802.11v• RSSI threshold and client reject
Administration		<ul style="list-style-type: none">• LED enable/disable (global/individual AP)• System log and report• Back up and restore configuration• Services (RF coverage, sub-optimal radio configuration)• Client device monitoring
SPECIFICATIONS		
Transmit power		WA-2200-C: 25 dBm on both 5 GHz and 2.4 GHz WA-2200-C-1: Varies, based on the country where installed
Receive sensitivity		-91 dBm
Encryption options		WA-2200-C: WPA-PSK, WPA2-PSK, WPA/WPA2 mixed using TKIP or AES WA-2200-C-1: AES WPA/WPA2-PSK with AES encryption
Input power		WA-2200-C: PoE 802.3af, or 12V/1.5A with optional power supply (sold separately) WA-2200-C-1: PoE 802.3af, or 12V/1A with optional power supply (sold separately)
PoE power draw		12W
NK1-CP1 compatible		No
MECHANICAL		
Mounting options		On-ceiling mounting bracket
LED		(single) white=power on, blue=booting up, green=operating normally
Buttons		Reset
Ports		Power, 1 LAN/PoE
Dimensions		222 × 221 × 87.4 mm (8.74 × 8.72 × 3.44 in.)
Weight		1.26 kg (2.78 lb)
Included accessories		Quick Start Guide, Ethernet cable, mounting template, bracket, and hardware
Optional accessories, WA-2200-C		12V/1.5A power supply (PS-WA-2200, sold separately)
Optional accessories, WA-2200-1-C		12V/1A power supply (PS-WA-2200-1, sold separately)
ENVIRONMENTAL		
Operating temperature		0 to 45 °C (32 to 113 °F)
Storage temperature		-25 to 60 °C (-13 to 140 °F)
Humidity		10%-90% non-condensing

PAKEDGE WA-2200-C ACCESS POINT

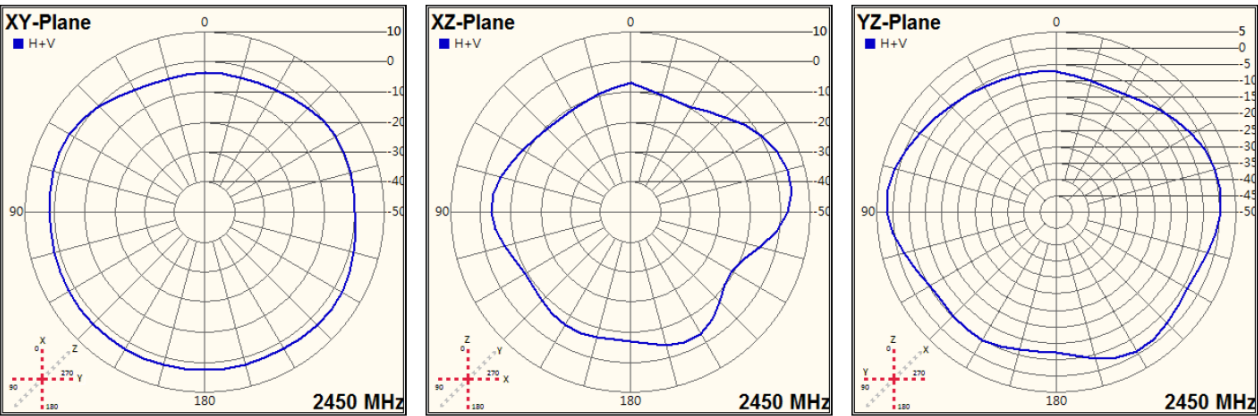
2.4 GHz RF performance

Antenna 1



Frequency (MHz)	2400	2450	2500
Efficiency (dB)	-1.58	-1.76	-1.50
Efficiency (%)	69.58	66.66	70.82
Gain (dBi)	3.54	3.34	2.99

Antenna 2

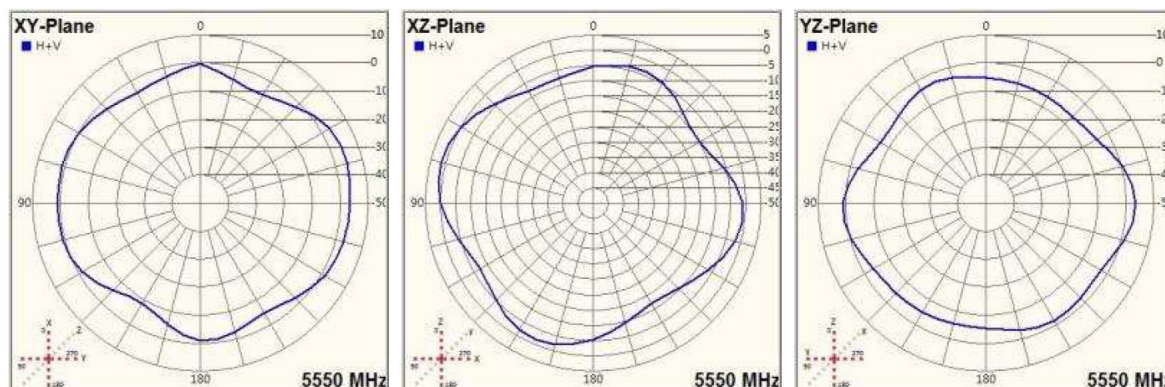


Frequency (MHz)	2400	2450	2500
Efficiency (dB)	-1.88	-1.91	-1.61
Efficiency (%)	64.88	65.45	69.05
Gain (dBi)	3.55	3.01	3.17

PAKEDGE WA-2200-C ACCESS POINT

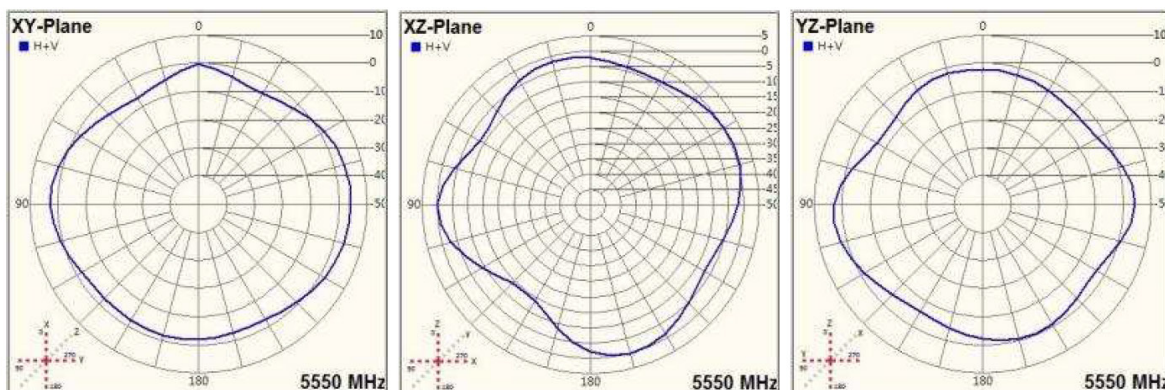
5 GHz RF performance

Antenna 3



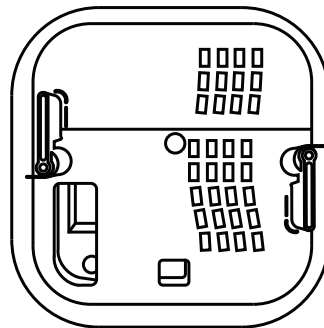
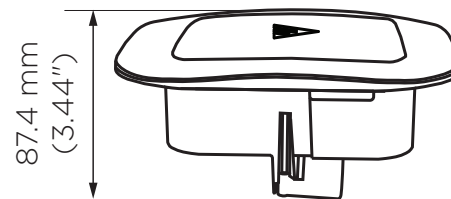
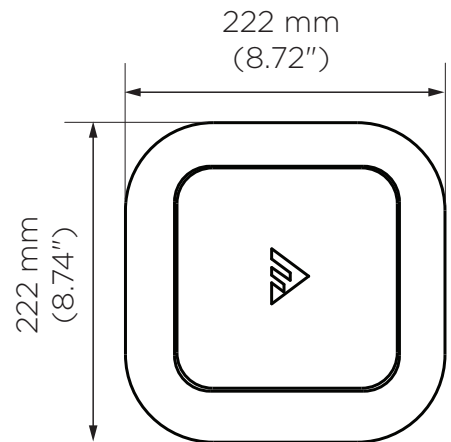
Frequency (MHz)	5150	5250	5350	5450	5550	5650	5750	5850
Efficiency (dB)	-3.08	-2.04	-1.46	-1.57	-2.76	-2.97	-2.86	-3.54
Efficiency (%)	49.24	62.40	71.44	69.64	52.91	50.43	51.75	44.17
Gain (dBi)	4.54	5.28	5.57	5.51	4.56	4.44	4.48	4.85

Antenna 4

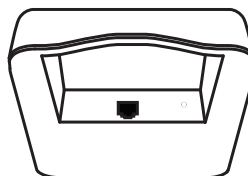


Frequency (MHz)	5150	5250	5350	5450	5550	5650	5750	5850
Efficiency (dB)	-2.54	-2.02	-1.48	-1.50	-2.66	-2.96	-2.44	-3.05
Efficiency (%)	55.78	62.84	71.16	70.76	54.26	50.54	56.96	49.54
Gain (dBi)	4.98	5.70	6.26	5.98	4.27	4.20	4.46	4.38

PAKEDGE WA-2200-C ACCESS POINT



Bottom view



Ports: 1 LAN/PoE