



DIN-Rail 8-Channel Adaptive Phase Dimmer/Forward Phase Dimmer

Wiring Guide

Figure 1. Wiring in Control4 panel



Supported models

- C4-DIN-8APD-E DIN-Rail 8-Channel Adaptive Phase Dimmer
- C4-DIN-8FPD-E 8-Channel Forward Phase Dimmer

Diagrams color code*:

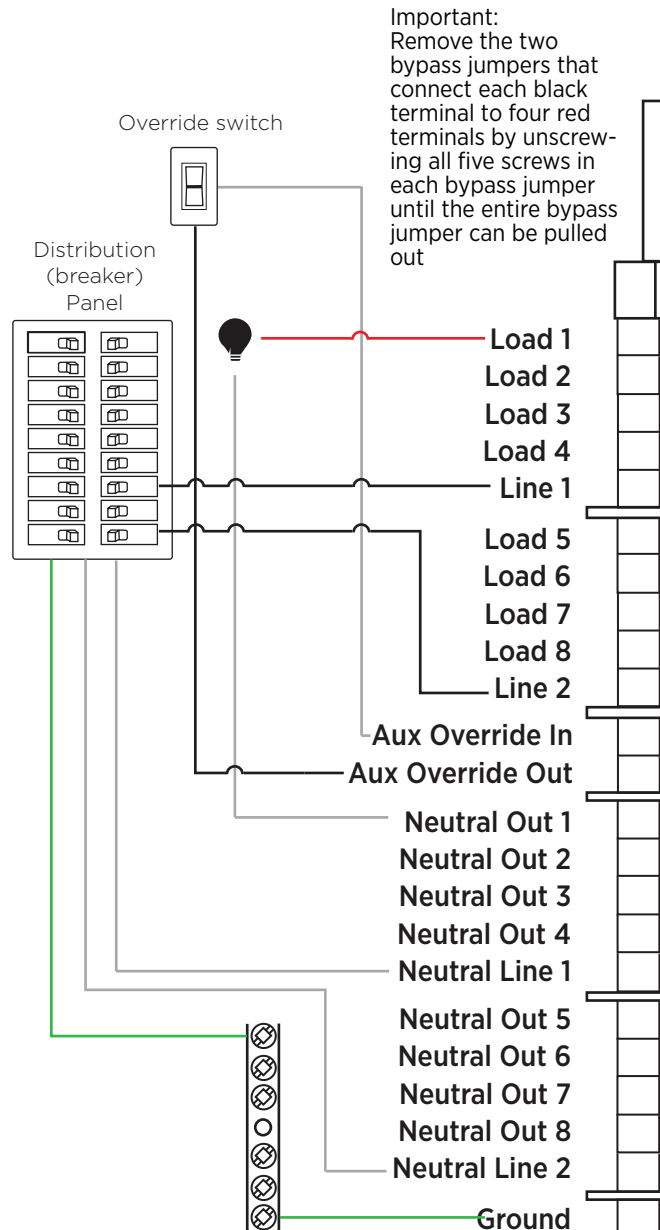
Black	Line
Red	Load
Grey	Neutral
Green	Earth ground
Blue	Ethernet



***Important!** The wire colors shown in Figure 1 and 2 in the "Diagrams color code" table are examples only. Actual wire colors differ by country and/or voltage.

Wiring diagrams

Use the Control4® 8-Channel Forward Phase Dimmer wiring diagrams along with the 8-Channel Forward Phase Dimmer Installation Guide to install 8-Channel Forward Phase Dimmers.



Note: Line-Ins on these modules can be different phases.

Only Load 1 is shown in detail

When only a single line in is being used, jumper Line 1 (N) to Line 2 (N) at the terminal block and jumper Line 1 out to Line 2 (L) at the module

To Ethernet Switch



Ethernet

USE WIRES AT LEAST 75 C. **CAUTION** RISK OF ELECTRIC SHOCK. ATTENTION: Risque de choc électrique. Ne pas toucher.

This device complies with part 15 of the FCC rules and ICSED's license-exempt RSSs. Operation is subject to the following two conditions: (1) This device may not cause harmful interference, and (2) this device must accept any interference that may cause undesired operation.

100-277V ~, 50/60 Hz
240V ~, 50 Hz
8.33 A Max per Channel
16 A Max per Line In
26.67 A Max
1/8 HP Max per Channel @ 120V
1/8 HP Max Per Channel @ 240V
Refer to documentation for load ratings
Patent Pending

Control4

- CH1 ○ ○ CH5 ○ ○ ○ Link/Activity
- CH2 ○ ○ CH6 ○ ○ ○
- CH3 ○ ○ CH7 ○ ○ ○ Reset
- CH4 ○ ○ CH8 ○ ○ ○ Module Override

C4-DIN-8APD-E
8-Channel Adaptive Phase Dimmer

Load 1 Load 2 — Line 1 — Load 3 Load 4 Load 5 Load 6 — Line 2 — Load 7 Load 8

Aux In Aux Out

Line 2 (L) Line 2 (N) Line 1 out

Line 1 L N

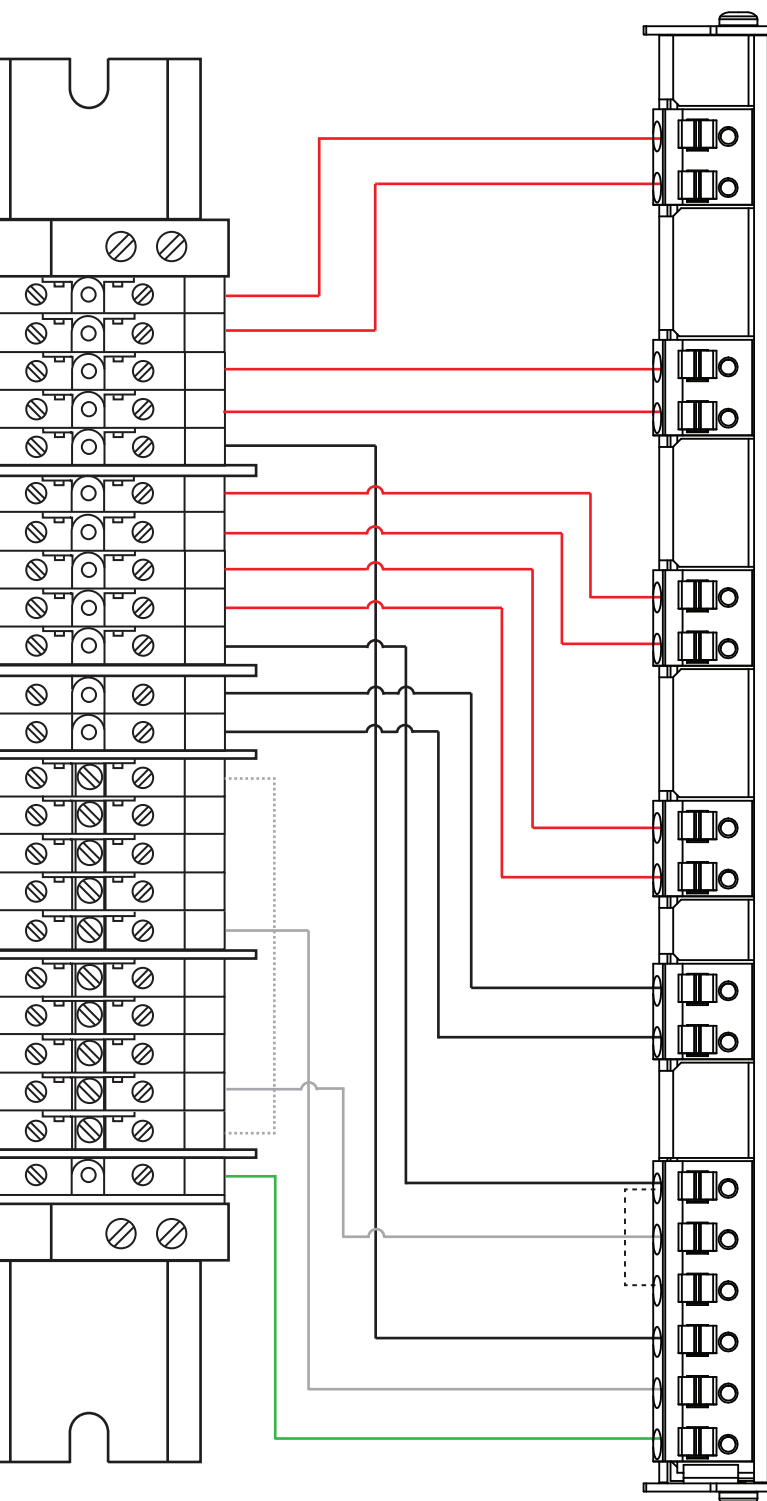
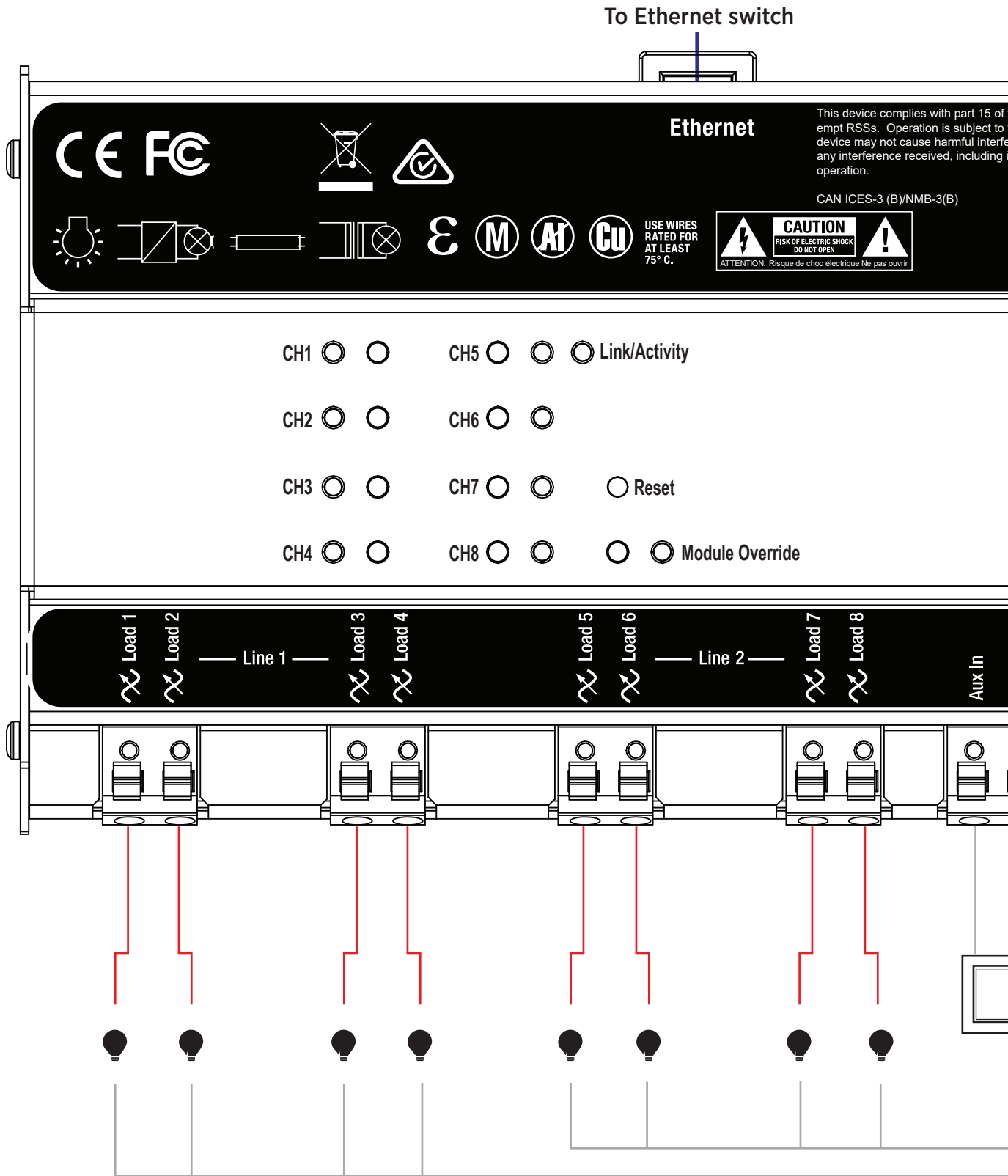
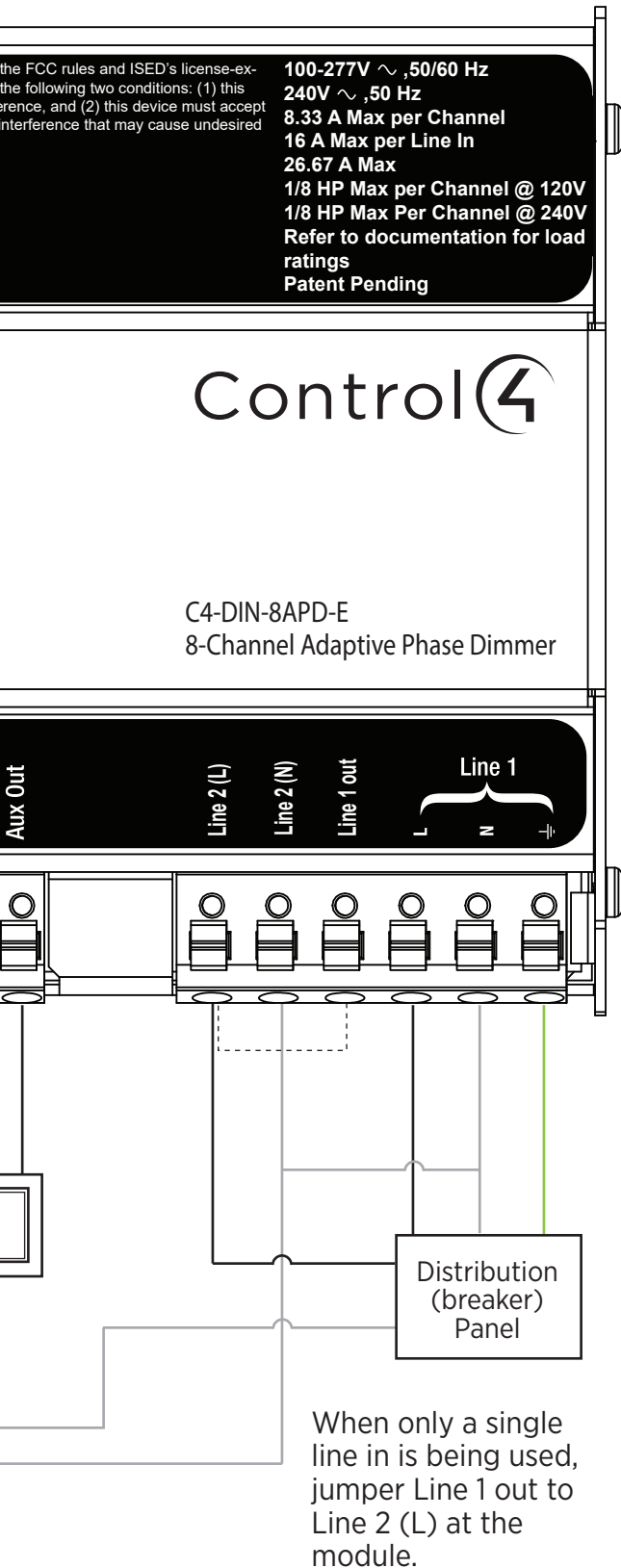


Figure 2. Wiring in standard DIN rail panel





Control4®

control4.com | 888.400.4070

Copyright ©2020, Wirepath Home Systems, LLC. All rights reserved. Control4 and Snap AV and their respective logos are registered trademarks or trademarks of Wirepath Home Systems, LLC, dba "Control4" and/or dba "SnapAV" in the United States and/or other countries. Snap AV and Wirepath are also registered trademarks or trademarks of Wirepath Home Systems, LLC. Other names and brands may be claimed as the property of their respective owners. All specifications subject to change without notice.

B

200-00592-B
2020-05-29 MS